



AXELENT

Est 1990

Wandelement

Unsere Wandelemente in Gitterausführung ermöglichen normkonformen und stabilen Schutz.

Diese sind in zwei Maschenweiten erhältlich: Premium 50x20 mm und Classic 50x30 mm.

Beim Sicherheitsabstand erfordert das Gitter Premium 50x20 mm einen Mindestabstand von 120 mm zum Gefährdungsbereich, das Gitter Classic 50x30 mm benötigt 200 mm.

Die Wandelemente sind in vier verschiedenen Höhen verfügbar - 1300, 1900, 2200 und 2400 mm (Endhöhen jeweils 1400, 2000, 2300 bzw. 2500 mm inkl. 100 mm Bodenfreiheit). Ein 750 mm-Wandelement dient ausschließlich als Erhöhungsoption.

Die Elemente sind in 13 verschiedenen Breiten verfügbar, die Maschenweite beträgt 50x30 mm.

In der Systemhöhe 1300 mm (Endhöhe: 1400 mm inkl. 100 mm Bodenfreiheit) sind 14 Breiten erhältlich. Die Standardfarbe der Wandelemente ist RAL 9011. Individuelle Farbwünsche unserer Kunden lassen sich auf Anfrage einfach realisieren.

Bitte beachten: Die Lieferzeit für die Höhenausführung 2500 mm weicht um wenige Arbeitstage von unseren Standardlieferzeiten ab.

Befestigungshalterungen sind inbegriffen.

Die Standardhöhe unserer X-Guard Premium-Wandelemente beträgt 2200 mm (Gesamthöhe 2300 mm inkl. 100 mm Bodenfreiheit) und ist in sechs verschiedenen Breiten, bei einer Maschenweite von 50 x 20 mm, verfügbar.

Die Standardfarbe der Wandelemente ist RAL 9011. Individuelle Farbwünsche unserer Kunden lassen sich auf Anfrage einfach realisieren.









Befestigungshalterungen sind inbegriffen





Modelle









Höhe 750 mm 13 artikel

ARTIKEL / BESCHREIBUNG	HÖHE X BREITE (MM)	MASCHENWEITE	SAFETY DISTANCE (MM)
 W322-075025 Classic	750x250	50x30	200
 W322-075040 Classic	750x400	50x30	200
 W322-075050 Classic	750x500	50x30	200
 W322-075060 Classic	750x600	50x30	200
 W322-075070 Classic	750x700	50x30	200

	W322-075080 Classic	750x800	50x30	200
	W322-075090 Classic	750x900	50x30	200
	W322-075100 Classic	750x1000	50x30	200
	W322-075110 Classic	750x1100	50x30	200
	W322-075120 Classic	750x1200	50x30	200
	W322-075130 Classic	750x1300	50x30	200
	W322-075140 Classic	750x1400	50x30	200
	W322-075150 Classic	750x1500	50x30	200








Höhe 1300 mm 14 artikel

ARTIKEL / BESCHREIBUNG	HÖHE X BREITE (MM)	MASCHENWEITE	SAFETY DISTANCE (MM)	
	W322-130025 Classic	1300x250	50x30	200
	W322-130040 Classic	1300x400	50x30	200
	W322-130050 Classic	1300x500	50x30	200
	W322-130060 Classic	1300x600	50x30	200
	W322-130070 Classic	1300x700	50x30	200
	W322-130080 Classic	1300x800	50x30	200








	W322-130090 Classic	1300x900	50x30	200
	W322-130100 Classic	1300x1000	50x30	200
	W322-130110 Classic	1300x1100	50x30	200
	W322-130120 Classic	1300x1200	50x30	200
	W322-130130 Classic	1300x1300	50x30	200
	W322-130140 Classic	1300x1400	50x30	200
	W322-130150 Classic	1300x1500	50x30	200
	W322-130220 Classic	1300x2200	50x30	200
















Höhe 1900 mm 13 artikel

ARTIKEL / BESCHREIBUNG	HÖHE X BREITE (MM)	MASCHENWEITE	SAFETY DISTANCE (MM)	
	W322-190025 Classic	1900x250	50x30	200
	W322-190040 Classic	1900x400	50x30	200
	W322-190050 Classic	1900x500	50x30	200
	W322-190060 Classic	1900x600	50x30	200
	W322-190070 Classic	1900x700	50x30	200
	W322-190080 Classic	1900x800	50x30	200














	W322-190090 Classic	1900x900	50x30	200
	W322-190100 Classic	1900x1000	50x30	200
	W322-190110 Classic	1900x1100	50x30	200
	W322-190120 Classic	1900x1200	50x30	200
	W322-190130 Classic	1900x1300	50x30	200
	W322-190140 Classic	1900x1400	50x30	200
	W322-190150 Classic	1900x1500	50x30	200

Höhe 2200 mm [22 artikel](#)

ARTIKEL / BESCHREIBUNG	HÖHE X BREITE (MM)	MASCHENWEITE	SAFETY DISTANCE (MM)	
	W322-220025 Classic	2200x250	50x30	200
	W521-220025 Premium	2200x250	50x20	120
	W322-220040 Classic	2200x400	50x30	200
	W521-220040 Premium	2200x400	50x20	120
	W322-220050 Classic	2200x500	50x30	200
	W322-220060 Classic	2200x600	50x30	200
	W322-220070 Classic	2200x700	50x30	200

	W521-220070 Premium	2200x700	50x20	120
	W322-220080 Classic	2200x800	50x30	200
	W322-220090 Classic	2200x900	50x30	200
	W322-220100 Classic	2200x1000	50x30	200
	W521-220100 Premium	2200x1000	50x20	120
	W322-220110 Classic	2200x1100	50x30	200
	W322-220120 Classic	2200x1200	50x30	200
	W521-220120 Premium	2200x1200	50x20	120
	W322-220130 Classic	2200x1300	50x30	200
	W322-220140 Classic	2200x1400	50x30	200
	W322-220150 Classic	2200x1500	50x30	200
	W521-220150 Premium	2200x1500	50x20	120
	W520-220100 Special	2200x1000	25x25	120
	W520-220120 Special	2200x1200	25x25	120
	W520-220150 Special	2200x1500	25x25	120

Höhe 2400 mm 13 artikel

ARTIKEL / BESCHREIBUNG	HÖHE X BREITE (MM)	MASCHENWEITE	SAFETY DISTANCE (MM)
 W322-240025 Classic	2400x250	50x30	200
 W322-240040 Classic	2400x400	50x30	200
 W322-240050 Classic	2400x500	50x30	200
 W322-240060 Classic	2400x600	50x30	200
 W322-240070 Classic	2400x700	50x30	200
 W322-240080 Classic	2400x800	50x30	200
 W322-240090 Classic	2400x900	50x30	200
 W322-240100 Classic	2400x1000	50x30	200
 W322-240110 Classic	2400x1100	50x30	200
 W322-240120 Classic	2400x1200	50x30	200
 W322-240130 Classic	2400x1300	50x30	200
 W322-240140 Classic	2400x1400	50x30	200
 W322-240150 Classic	2400x1500	50x30	200

Verwandte Produkte



ZUBEHÖR

Umbausätze

Die Umbaupakete sind in vertikaler und horizontaler Ausführung verfügbar und dienen zur individuellen Anpassung von Wandelementen (z. B. Durchbruch für ein Förderband).

11 artikel



ZUBEHÖR

(Einstellbares) Ausgleichsblech

Das Ausgleichsblech ist erhältlich in allen Höhen und in den Breiten 40 mm und 70 mm. Standardfarbe ist Graphitschwarz (RAL 9011) – weitere Farben lassen sich auf Anfrage realisieren. Das einstellb...

13 artikel